



Trusted Solutions,  
Passionate People

Power Wheelchair  
Retail Prescription Form  
SPECTRAXTR3MOD010317

Tel: 01656 776222 Fax: 01656 776220  
Email: ordersuk@invacare.com  
Online Spares available at: www.invacare.co.uk

March 2017

Customer Ref :	Account No :
Contact No :	Order No :
Delivery Address :	Order Qty :
	Order Date :

# Spectra XTR3<sup>®</sup> (Modulite<sup>®</sup> Seating System)

Max User Weight 130Kg (20.5 stone)

Retail



## Standard Features



Invacare<sup>®</sup> Modulite<sup>™</sup>  
An evolution in seating designed around you.

- Modulite highly adjustable seating system
- Tension Adjustable backrest
- Telescopic adjustable Seat Widths from 330mm - 530mm (15" - 21") additional 50mm, (2") by arms
- Seat Depths 410mm - 510mm Stepless Adjustment (16" - 20")
- Detachable T-Armrests, height, width and depth adjustable with standard armpad
- Manually settable seat tilt (20° achievable) and backrest recline (90° - 120°)
- Swing away and detachable legrest hangers with fixed footplate
- LiNX Control System with Standard bracket
- 200mm x 45mm (8" x 1.175") puncture proof PU-foam sealed, grey castors
- 318mm x 57mm (12.5" x 2.25") puncture proof solid inlay grey drive wheels
- Rear suspension (3 options)
- Choice of 2 Chassis Colours, 7 Body Shroud Colours, 3 Rim colours
- 6km/h (4mph) 2 Pole Motors and 50Ah Batteries
- Bolt on or quick release anti tippers
- 4 Point tie down system
- Lapbelt with autolock (adjustable both sides)
- Wheel lock / parking brake
- Toolkit and 8A (200 - 250V) Charger

With Simply Smart  
**LiNX<sup>®</sup>**



\* Configurations may vary from the image shown

**Standard Base Price £4,100**

	X	Please make your selection with a cross in the box	◆ Standard feature	○ Free of Charge	Retail
Code		Description			
ASM0065		Spectra XTR3 Basic Model	◆		◆
ASZ0065		Spectra XTR3 Special Basic Model PLEASE COMPLETE DETAILS AT THE END OF THE FORM			POA
<b>SEATING TYPE</b>					
ASM2100	X	Modulite Seating Unit (Flex3 seating unit)	◆		◆
<b>SEAT FRAME AND SEAT PLATE</b>					
ASM2111		Telescopic Seat Frame with metal seat plate (with stepless adjustment on armrests, legrests and backrest)			£4,100

Order No :

Spectra XTR3 Modulite

Customer Ref:

Page 1 of 8

Subject to Invacare's standard Terms and Conditions.  
Invacare reserve the right to alter product specification without prior notice.

**MODULITE SEAT SIZE SETTING CHART:**

Invacare® **Modulite™**  
An evolution in seating designed around you.



		SEAT WIDTHS				
		330mm* (13")	ASM2121 380mm (15")	ASM2122 430mm (17")	ASM2123 480mm (19")	ASM2124 530mm (21")
SEAT DEPTHS	ASM2132 (16") 410mm	○	○	○	○	○
	ASM2134 (18") 460mm	○	○	○	○	○
	ASM2136 (20") 510mm	○	○	○	○	○

\*330mm (13") seat width achieved on a 380mm seat frame (2121) with inrigged armrests (2183)

1. Seat depth 410mm: cannot combine T-Armrests (2191) with flexible lapbelt mount (2113)
2. Seat width 530mm (2124) not possible in combination with following armrests (2192/3)

**SEAT CUSHION (sizes according to seat frame settings)**

ASM2142	Matrix Flo-tech Lite - pressure relieving seat cushion	£99
ASM2143	Matrix Flo-tech Contour Visco 430 x 430 mm 17" x 17"	£99
ASM2147	Matrix Libra Cushion, 90mm thick	Not available with Seat Width 530mm with 410mm seat Depth £345
ASM2144	Matrix VI Cushion (Mesh fabric)	Not available with Seat Width 530mm with 410mm seat Depth £362
ASM2140	Without seat cushion	○

**BACKREST SUPPORT**

ASM2162	Backposts 540mm (tall) must be selected for Flex3 Laguna backrest	◆
ASM2163	Backposts 480mm (short)	Not available with Flex3 adjustable backrest ○

**PUSH HANDLES FOR BACKPOSTS**

ASM2107	Backposts WITH push handles	◆
ASM2108	Backposts WITHOUT push handles, Push handles will be cut down on the vertical section. If you require a specific length of push handle please note in the specials box at the end of the form.	Not available attendant controls, dual controls, Matrix backrest's, headrest (1495) or tension adjustable backrest (2171) in combination with a headrest. £32

**BACKREST UPHOLSTERY / CUSHION**

ASM2171	Tension Adjustable Backrest (540mm or 480mm upholstery height) Straps easily accessible and adjustable from the rear (maximum seat depth achievable 530mm (21"))	Not available with laterals, black nlyon / fabric upholstery only, Headrest option ASB1496 ◆
ASM2179	Flex3 Tension Adjustable (long = 540mm / short = 480mm), available in Black Dartex only	Not available with Flip up or Following armrests, Chin Remote or Laterals with rigid pad £122
ASM2172	Flex3 adjustable Backrest Plates (without Backrest Cushion)	£198
ASM2173	Flex3 adjustable Backrest Plates with Laguna Backrest cushion (maximum seat depth achievable 510mm (20"))	£321
ASM2174	Matrix Posture Back, height 400mm (Mesh fabric)	Not available with Laterals or 530mm (21") seat width, Headrest option ASM1496 £438
ASM2175	Matrix Posture Back, height 500mm (Mesh fabric)	Not available with Laterals or 530mm (21") seat width, Headrest option ASM1496 £438
ASM2176	Matrix Elite Back, height 500mm (Mesh fabric)	Not available with Laterals or 530mm (21") seat width, Headrest option ASM1496, seat width of 380mm (15") ASM2121 in combination with flip up or following armrests £438
ASM2177	Matrix Elite TR Back, height 500mm (Mesh fabric)	Not available with Laterals or 530mm (21") seat width, Headrest option ASM1496 £438
ASM2178	Matrix Elite Deep Back, height 500mm (Mesh fabric)	Not available with Laterals or Headrest option ASM1496 £486
ASM2170	Without Backrest Upholstery (Straight 1" diameter Back Posts/Back Frame only suitable for mounting specialist backrests)	Not available with laterals or Headrest option ASM1496 ○

**UPHOLSTERY COLOUR**

ASM2151	Black fabric (nylon w 2142; 2-way-stretch material w 2142, 2143)	◆
ASM2152	Black Dartex	○
ASM2153	LK Version (black with orange seam)	○
ASM2154	Black Plush	○

<b>ARMRESTS (NOTE: HIP GUIDES ONLY POSSIBLE WITH FLIP UP ARMRESTS)</b>			
ASM2191	Single post 'T-Armrest' removable and height adjustable (with stepless positioning relative to the backposts) Range of adjustment from seat plate 245mm to 315mm		◆
ASM2181	Extended height Single post 'T-Armrest': Range of adjustment from seat plate 295mm to 365mm (extended leadtime)		£32
ASM2183	In-rigged Armrests (reduces seat width by 25 mm each side)		○
ASM2193	Flip-up Armrest (height and depth adjustable) (height adjustable from 230 - 360mm)	Not available with laterals	£51
ASM2192	Following Armrest (height adjustable from 230 - 300 mm)		£146
ASM2194	Following Armrest (height adjustable from 300 - 360 mm)		£146
<b>ARMPAD</b>			
ASM2195	Short Armpad (325 mm)		◆
ASM2196	Long Armpad (375 mm)	Not available with seat depth 410mm (2132)	○
ASM2197	Long Ergonomic Armpad (397 mm)	Not available with seat depth 410mm (2132)	○
ASM2199	Soft Armpad (REA Azalea Wide Pad)	Not available with seat depth 410mm (2132)	£76
<b>HIP SUPPORTS LH (for flip up and following armrests)</b>			
ASM2184	Multi adjustable hip support LH, pad size SMALL 140 x 100mm	Not available with 410mm seat depth and manual centre legrests	£200
ASM2186	Multi adjustable hip support LH, pad size MEDIUM 230 x 100mm	Not available with 410mm seat depth and manual centre legrests	£200
ASM2188	Multi adjustable hip support LH, pad size LARGE 330 x 100mm	Not available with 410mm seat depth and manual centre legrests	£200
<b>HIP SUPPORTS RH (for flip up and following armrests)</b>			
ASM2185	Multi adjustable hip support RH, pad size SMALL 140 x 100mm	Not available with 410mm seat depth and manual centre legrests	£200
ASM2187	Multi adjustable hip support RH, pad size MEDIUM 230 x 100mm	Not available with 410mm seat depth and manual centre legrests	£200
ASM2189	Multi adjustable hip support RH, pad size LARGE 330 x 100mm	Not available with 410mm seat depth and manual centre legrests	£200
<b>SEAT ACCESSORIES</b>			
<b>HEADREST/NECKREST (Dartex) - Adequate headrest option must be selected</b>			
ASM1350	Neckrest: height and depth adjustable (Azalea type, dartex covered)		£64
ASM1432	Headrest: height, depth and sideways adjustable (Azalea type, dartex covered)		£179
ASM1427	Headrest with cheek support: height and depth adjustable (Azalea type, dartex covered)		£179
ASM1496	All bracketry as option 1432 without headrest cushion		○
ASM1495	Push bar dia. 22mm in conjunction with telescopic seat frame/backposts, No Headrest - no mounting hardware.		○
<b>LATERAL SUPPORT</b>			
ASM1446	Lateral Support with extended arm, rigid pad (Dartex) (Azalea type) (Pair)		£133
ASM1445	Lateral Support with extended arm, multi-adjustable pad (Dartex)(Azalea type) (Pair)		£133

## SEAT ADJUSTMENTS

SEAT LIFTER / SEAT TILT				
		Tilt Range	Seat Height	Selection
ASM1091	Manually settable	0° - 20°	450mm	◆
ASM1092	Powered basic	0° - 20°	450mm	£320
ASM1092 ASM2139	Powered Basic with increased seat height	0° - 20°	465mm	£320
ASM1093	Powered centre of gravity shift	0° - 30°	450mm	£825
ASM1094	Seat Lifter with centre of gravity shift (300mm rise)	0° - 30°	450-480mm	£1,400

Increase in seat height to facilitate rearward adjustment of the seating

Only available with REM24SD or G90A controls

BACKREST RECLINER				
ASM0975	Manually Settable Recliner (in 3.75° Steps) (0° - 30°) removable with handwheels at the base of the backpost for easy folding			◆
ASM0977	Powered Recliner (0° - 30°) with quick release for easy folding of backrest			£375

## LEGREST PAIRS/FOOTREST

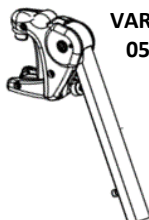
FOOTREST HANGER TYPE / PAIRS				
ASM0526	Fixed Standard legrest hanger 80° pair		Only with fixed footplate or Adapt footplate (0513)	◆
ASM0529	Manually height adjustable, pair (Rea Style)		Only with fixed footplate or Adapt footplate (0513)	£133
ASM0503	<b>VARI F</b> : Angle adjustable legrest hanger (swing away and detachable) (adjustable via tools 0° - 70°) : knee to heel length 290 - 460mm			£95
ASM0533	<b>VARI A</b> : Manually angle adjustable legrest hanger (swing away and detachable) (adjustable via hand wheel / knob 0° - 70°) - complete with calf pad support : knee to heel length 290 - 460mm		Not available with fixed footplate or footboard	£185
ASM0531	<b>ADE Powered</b> : Electrically angle adjustable (0° - 80°) legrest hanger (swing away and detachable) (powered via joystick) - complete with calf pad support : knee to heel length 290 - 460mm		Not available with fixed footplate or footboard, or with P&G controls	£530



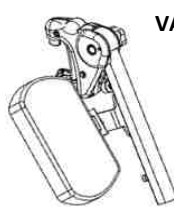
**Fixed 80°  
0526**



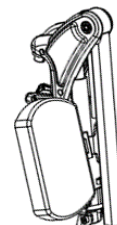
**REA Style angle adjustable°  
0529**



**VARI F  
0503**



**VARI A  
0533**



**ADE  
0531**

FOOTPLATE TYPE / PAIRS				
ASM0512	Fixed Footplate pair			◆
ASM0504	Angle adjustable Footplate pair			£25
ASM0513	Angle and depth adjustable Footplate pair			£94
ASM0522	Angle adjustable Footboard			£121

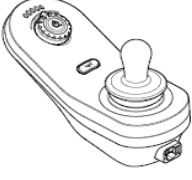
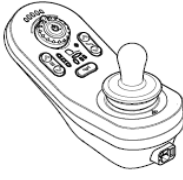
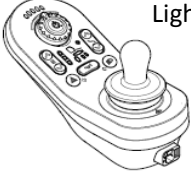
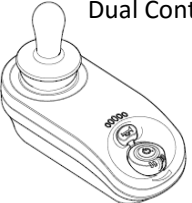
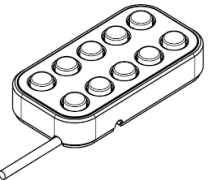





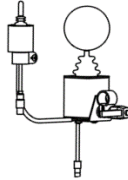
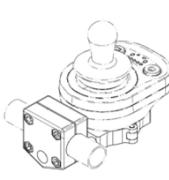
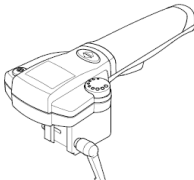
# Simply Smart




## REMOTE LINX

LINX USER REMOTE & BRACKET				
ASM2201	Remote LINX DLX-REM110 Drive only		Not available with lights	◆
ASM2203	Remote LINX DLX-REM211 Drive & Actuators		Not available with lights	○
ASM2204	Remote LINX DLX REM216 Drive, Actuators & Lights			£120
ASM1207	Standard Bracket RH			○
ASM1208	Standard Bracket LH			○
ASM1707	Swing Away RH			£105
ASM1708	Swing Away LH			£105

<b>LiNX ATTENDANT CONTROL &amp; BRACKET</b>			
ASM2202	Remote LiNX, DLX-REM110 Drive only	Not available with lights	£15
ASM2221	Remote LiNX, DLX-REM211 Drive & Actuators	Not available with lights	£15
ASM2222	Remote LiNX, DLX-REM216 Drive, Actuators & Lights		£65
ASM1207	Standard Bracket RH		○
ASM1208	Standard Bracket LH		○
<b>LiNX DUAL CONTROL &amp; BRACKET</b>			
ASM2220	Dual Control LiNX DLX-REM050 Drive only		£313
ASM1207	Standard Bracket RH		○
ASM1208	Standard Bracket LH		○
<b>LiNX 10-WAY SWITCH</b>			
ASM2251	10-Way Switch DLX-SW10-A for direct Powered Seating Access (includes loom to connect + additional jack for mode switch)		£400
ASM2217	Bracket RH, mounted for user		○
ASM2218	Bracket LH, mounted for user		○
ASM2227	Bracket RH, mounted for attendant		○
ASM2228	Bracket LH, mounted for attendant		○
<b>LiNX ACCESSORIES (For Buddy and Piko Buttons please see Powerchair Alternative Options form)</b>			
ASM2252	Loom providing jack sockets for 10 way switch and buddy button (Mode)		£80
<div style="display: flex; justify-content: space-around; align-items: flex-start;"> <div style="text-align: center;"> <p>Drive Only</p>  <p>REM110</p> </div> <div style="text-align: center;"> <p>Drive &amp; Actuators</p>  <p>REM211</p> </div> <div style="text-align: center;"> <p>Drive, Actuators &amp; Lights</p>  <p>REM216</p> </div> <div style="text-align: center;"> <p>Dual Control</p>  <p>REM050</p> </div> <div style="text-align: center;"> <p>10-Way Switch</p>  </div> </div>			
<b>REMOTE DX2 SYSTEM</b>			
<b>REMOTE + BRACKET</b>			
ASM1601	ACS REM 24SD		£165
ASM1638	REM Type A (Up to 4 electric actuators)	Not available with lights	○
ASM1639	REM Type B (Up to 4 electric actuators and light functionality)		£125
ASM1614	G90A		£190
	Head remote: Ultrasonic proximity sensor (only available as a special order, please contact UK Specials Department)		POA
ASM1207	Standard Bracket RH		○
ASM1208	Standard Bracket LH		○
ASM1707	Swing Away + height adjust. RH high end		£105
ASM1708	Swing Away + height adjust. LH high end		£105
<b>ATTENDANT REMOTE + BRACKET</b>			
ASM1643	REM Type A (Up to 4 electric actuators)	Not available with lights or 10kmp/h	£15
ASM1602	ACS REM24SD		£171
ASM1616	G90A		£171
ASM1207	Standard Bracket RH		○
ASM1208	Standard Bracket LH		○
<b>TRAY &amp; CENTRE CONTROLS</b>			
ASM1608	Centre Remote REM 24SD		£181
ASM1607	A C S Tray Control c/w Acrylic Tray & Actuator Functionality - DX REM 41		£289
ASM1289	Swing away Bracket RH		○
ASM1288	Swing away Bracket LH		○
<b>CHIN CONTROL SIMPLE</b>			
ASM1719	Chin Remote with standard Joystick (Always to be mounted on the Master Remote's side) (for Modulite only)	(Only compatible with Option1601 )	£1,763
ASM1289	Swing Away Bracket RH, manual	Only available with RH user bracket	○
ASM1288	Swing Away Bracket LH, manual	Only available with LH user bracket	○
ASM1287	Swing Away Bracket RH, powered	Only available with RH user bracket	£1,188
ASM1286	Swing Away Bracket LH, powered	Only available with LH user bracket	£1,188

<b>DUAL CONTROL (can only be selected as an addition to user remote)</b>			
ASM1720	Compact Dual Control		£445
ASM1207	Standard Bracket RH	Only available with LH user bracket	○
ASM1208	Standard Bracket LH	Only available with RH user bracket	○
<b>INVACARE IDC DUAL CONTROL &amp; BRACKET</b>			
ASM1645	Invacare IDC Dual control		£585
ASM1221	Detachable Bracket RH		○
ASM1222	Detachable Bracket LH		○
<div style="display: flex; justify-content: space-around; text-align: center;"> <div> <p><b>REM Type A</b></p>  </div> <div> <p><b>REM 24SD</b></p>  </div> <div> <p><b>G90 A</b></p>  </div> <div> <p><b>Chin control</b></p>  </div> <div> <p><b>Dual control</b></p>  </div> <div> <p><b>IDC control</b></p>  </div> </div>			
<b>PENNY&amp;GILES REMOTE SYSTEMS</b>			
<b>REMOTE + BRACKET</b>			
ASM1552	VR2 (2 actuator functionality)	Not with lights or powered ADE legrests	○
ASM1503	R-Net Standard Remote	Not with ADE legrests	£178
ASM1207	Standard Bracket RH		○
ASM1208	Standard Bracket LH		○
ASM1707	Swing Away + height adjust. RH high end		£105
ASM1708	Swing Away + height adjust. LH high end		£105
<b>ATTENDANT REMOTE + BRACKET</b>			
ASM1554	Attendant Remote VR2 (2 actuator functionality)	Not with lights or powered ADE legrests	£191
ASM1504	Attendant Remote R-Net	Not with ADE legrests	£191
ASM1207	Standard Bracket RH		○
ASM1208	Standard Bracket LH		○
<b>CENTER CONTROLS</b>			
ASM1509	R-Net Centre Control (LED Version)		£204
ASM1207	Standard Bracket RH		○
ASM1208	Standard Bracket LH		○
<b>ADDITIONAL PENNY&amp;GILES REMOTES</b>			
<b>DUAL CONTROL + BRACKET</b>			
ASM1594	Dual Control VR2		£110
ASM1595	Dual Control R-Net		£110
ASM1207	Standard Bracket RH		○
ASM1208	Standard Bracket LH		○
<b>DRIVE UNIT OPTIONS</b>			
<b>FRAME COLOUR</b>			
ASM0228	Black		○
ASM0252	Arctic White		○
<b>BODY SHROUD COLOURS</b>			
ASM0242	Pearl Night Blue		○
ASM0243	Metallic Silver		○
ASM0224	Black		○
ASM0204	Transparent Cherry Red		○
ASM0222	Arctic White		○
ASM0248	Grasshopper Green		○
ASM0279	Sunshine Yellow		○
<b>RIM COLOUR</b>			
ASM0290	Rim colour White	Not available with pneumatic castors	○
ASM0292	Rim colour Silver (for pneumatic castors)	Not available with puncture proof, Solid PU-foam castors	○
ASM0291	Rim colour Black (for puncture proof castors)	Not available with pneumatic castors	○

<b>CASTORS</b>				
ASM0835		9" Castor, Pneumatic, Black (non-marking)	<i>only available with Silver rims</i>	○
ASM0836		9" Castor, Puncture proof solid inlay, Black (non-marking)		○
ASM0828		8" Castor, puncture proof solid PU-foam, Black (non-marking)	<i>only available with Silver rims</i>	○
<b>DRIVE WHEELS</b>				
ASM0714		318 x 57mm (12.5 x 2.25") pneumatic, Black (non-marking)	<i>only available with Silver rims</i>	○
ASM0715		318 x 57mm (12.5 x 2.25") puncture proof solid inlay, Black (non-marking)		○
<b>PERFORMANCE OPTIONS</b>				
<b>SUSPENSION</b>				
ASM1264		Rear suspension, standard (STANDARD Silver Spring)		◆
ASM1265		Rear suspension, strong (STRONG Black Spring) (must be chosen with the riser)	Required with Lifter option (1094) and with 30° tilt	○
ASM1220		Rear suspension, Xtra strong (Extra STRONG Spring Black with dampners )		○
<b>MOTOR TYPE</b>				
ASM1294		3 km/h (2mph) indoor speed setting (achieved through control system program)	Not Available with LiNX, P&G remotes, Kerb rider	○
ASM1282		6 km/h (4mph)		◆
ASM1283		10 km/h (6mph), <b>includes</b> LED light system with indicators and rear wheel fender (1437 and 1417)		£398
<b>BATTERY</b>				
ASM1257		50 Ah (Gel)		◆
<b>PERFORMANCE ACCESSORIES</b>				
<b>G-TRAC</b>				
ASM1215		 <p><b>G-trac</b> ensures the powerchair takes the intended direction as indicated by the user control, without the need for continual correction by the client on uneven or sloping terrain.</p>	Only with DX2 and LiNX	£653
<b>CHARGER</b>				
ASM1343	X	OptiCharge Charger 8A		◆
<b>SAFETY OPTIONS</b>				
<b>ANTI-TIPPERS</b>				
ASM1234		Bolted on Anti Tippers		◆
ASM1201		Quick release	Not with seat riser	○
<b>LIGHTS</b>				
ASM1437		LED light system with Indicators (Already included in ASM1283 10km/h motor)		£360
ASM1254		Without Light system		○
<b>SAFETY ACCESSORIES</b>				
<b>KERB RIDER</b>				
ASM1244		Central Kerb Rider (with parking position)	Not available with a footboard	£168
<b>TRANSPORTATION KIT</b>				
ASM1494	X	4-Point tie-down (Tested version for using wheelchair as a vehicle seat according to ISO 7176-19:2001) ( <b>Adequate headrest is compulsory</b> )		◆
<b>LAP BELT</b>				
ASM1329		Lapbelt (adjustable both sides) fitted to base of backrest		○
ASM2113		Lapbelt (adjustable both sides) adjustable mounting on seat rail extrusion	Not available in combination with 410mm seat depth (2132) and T-armrest (2191)	◆
<b>REARVIEW MIRROR</b>				
ASM1415		Rear veiw mirror RH		£33
ASM1339		Rear veiw mirror LH		£33
<b>WHEEL LOCK / PARKINGBRAKE</b>				
ASM1206	X	Wheel Lock / Parking Brake pair		◆

**ACCESSORIES**

<b>LUGGAGE RACK</b>			
ASM1438		Luggage rack	Only available with Manual Tilt £261
<b>CANE HOLDER (in combination with attendant or dual control the cane holder has to be mounted on the opposite side of the remote)</b>			
ASM1312		Cane Holder RH	£33
ASM1363		Cane Holder LH	£33
<b>FENDER</b>			
ASM1417		Fender for rear wheels (mandatory for 1437)	£83
<b>TRAY - mounted opposite side to controller</b>			
ASM1404		Swing Away RH	£132
ASM1405		Swing Away LH	£132
<b>TOOLKIT</b>			
ASM1333	X	Toolkit (included 2x Screwdriver, 3x hexagon socket screw key, open-jawed spanner and main fuse)	◆

**Total Price:**



Need a different option not on the form?  
 Take a look at our Powerchair Alternative Options form, available as standard.  
**Powerchair Alternative Option required:**



Please refer to our Invacare Unique special order form, for more complex custom requirements.  
 Available at [www.invacare.co.uk](http://www.invacare.co.uk)

**Special Instructions - Please supply the following information:**

**Name:** \_\_\_\_\_ **Email:** \_\_\_\_\_

**Phone:** \_\_\_\_\_ **Fax:** \_\_\_\_\_

**Description of special request (please include relevant option code or part number):**